



Citrus County School District

"Where learning is the expectation and caring is the commitment."

Superintendent
Sandra "Sam" Himmel

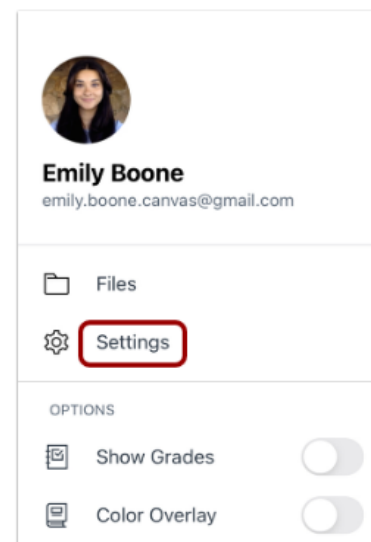
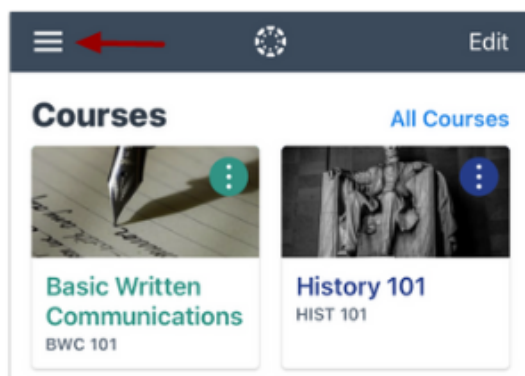
Creating an Observer Account in Canvas (Mobile)

Introducing Canvas

The Citrus County School District is now using Canvas as our learning management system that supports online learning and teaching. To help support students in teaching and learning activities via Canvas, Parents & Guardians can claim an **Observer role**, which allows them to view courses where their students are enrolled, view the course syllabus and calendar, and monitor their student's performance on Canvas assignments. This quick guide provides information about how to create an Observer account on your desktop or laptop computer and how to pair the account with your Citrus student(s).

Generate a Pairing Code on your student's district-provided iPad

1. Open the Canvas Student app on your student's district-provided iPad
2. From the User Menu tap the **Settings** link



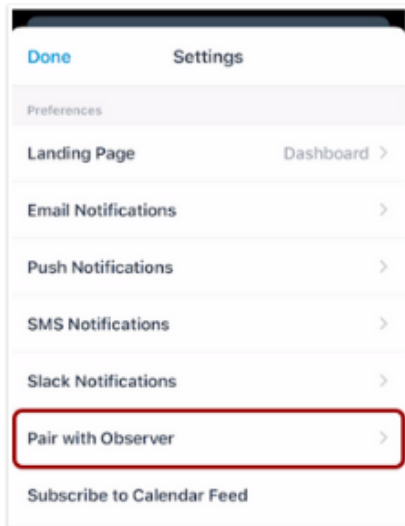


Citrus County School District

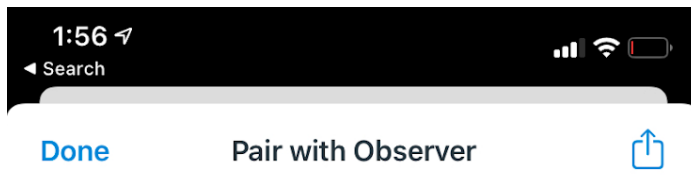
"Where learning is the expectation and caring is the commitment."

Superintendent
Sandra "Sam" Himmel

3. Tap the **Pair with Observer** link



4. Copy down the pairing code (it is CaSe-sEnSiTiVe)



Have your parent scan this QR code from the Canvas Parent app to pair with you.



Pairing Code: nll7Mt




Citrus County School District

"Where learning is the expectation and caring is the commitment."

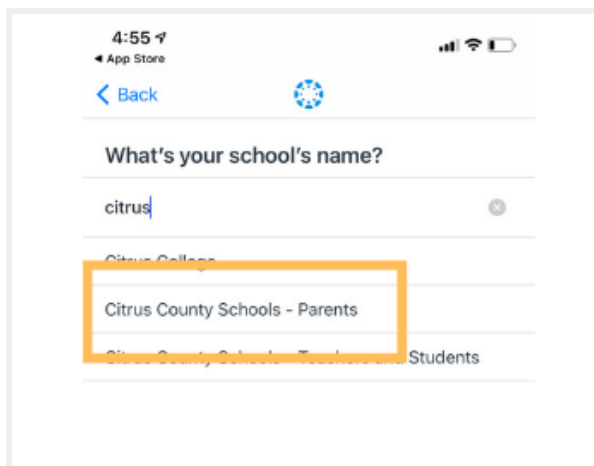
Superintendent
Sandra "Sam" Himmel

Download the Canvas Parent App and set up your Account

1. Download the Canvas Parent app on your [iOS](#) or [Android](#) device.
2. Tap the **Find School** button.



3. Search for Citrus County and select **Citrus County Schools - Parents**



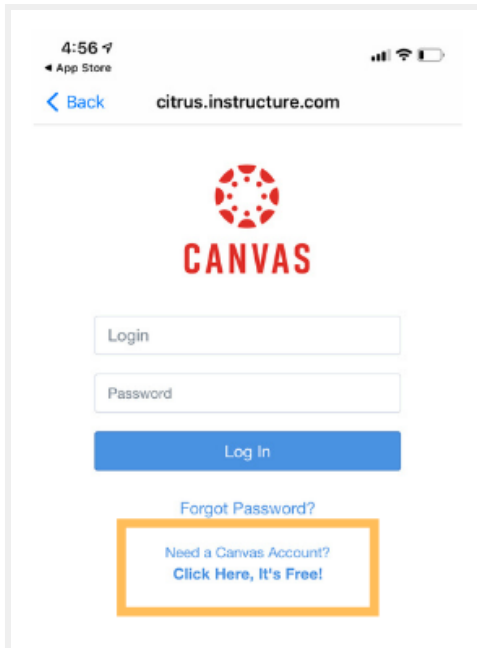


Citrus County School District

"Where learning is the expectation and caring is the commitment."

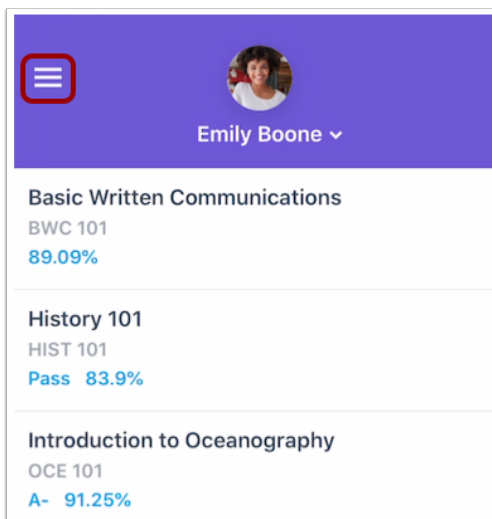
Superintendent
Sandra "Sam" Himmel

4. Click **Need a Canvas Account? Click Here, It's Free!** Follow the prompts in the app to claim your account.



Pairing your observer account with additional students

1. Open the Canvas Parent App and tap the **Menu Icon**



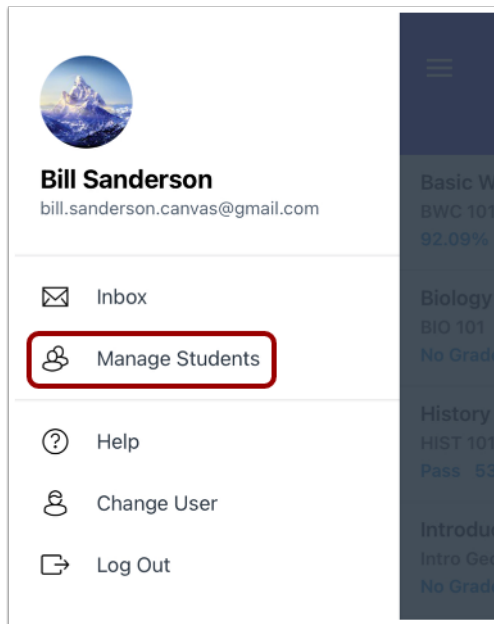


Citrus County School District

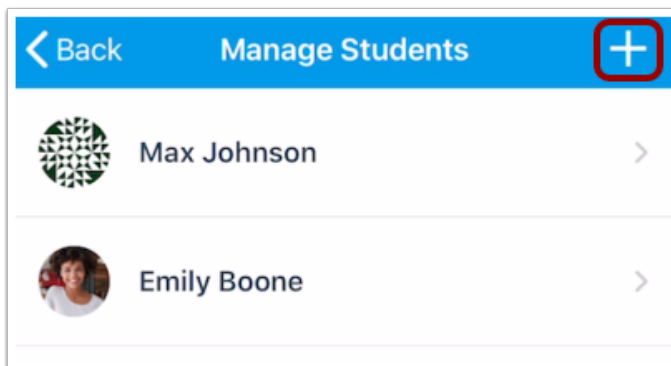
"Where learning is the expectation and caring is the commitment."

Superintendent
Sandra "Sam" Himmel

2. Tap **Manage Students**



3. Tap the **Add Student** link



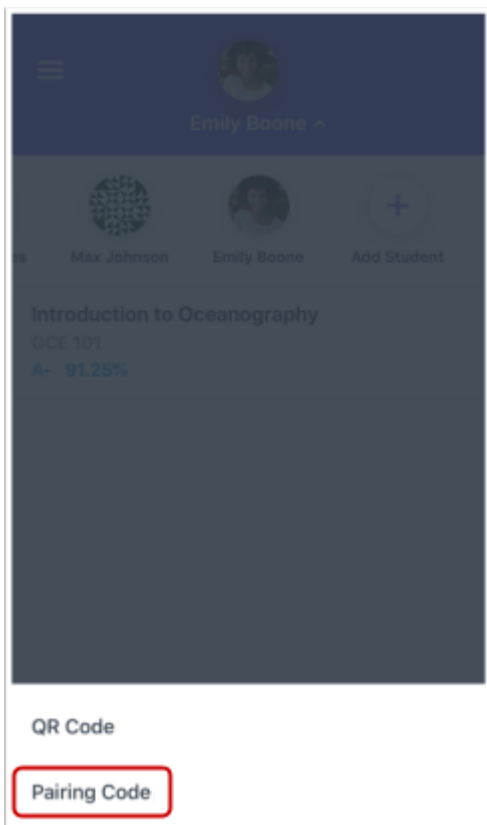


Citrus County School District

"Where learning is the expectation and caring is the commitment."

Superintendent
Sandra "Sam" Himmel

4. Select the **Pairing Code** option



5. Type the student pairing code into the **Pairing Code** field. Then click the **Add** button.

